


Systems for microscopy and analysis

since 1999

Trainings,
workshops

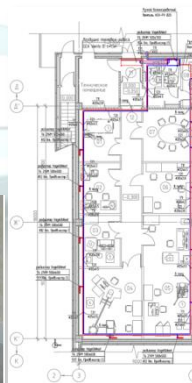


Application laboratory



Sales, maintenance and
service

Engineering



Applications software



Company profile

Systems for microscopy and analysis (SMA) – one of the leading science and technology companies, a pioneer in multiscale volume microscopy in Russia. Being an official service-provider of the world's leading manufacturers, we offer a full range of technical and engineering services, conduct R&D activities operating high-tech laboratory.

We provide our customers with the latest innovations in the field of microscopy and material microanalysis.

We are responsible for marketing, installation, commissioning, warranty and after sales customer's support of all products regarding these companies.

In brief


Over 15 years of collaboration with the world leading manufactures, expertise in multiscale volume microscopy, efficient methods and innovative infrastructure we operate ensure our impeccable reputation as a reliable partner.



Our key activities since 1999

We are a strong growing diversified business based on the following activities:

- ✓ **Application laboratory**
- ✓ **Sales, maintenance and service of instruments**
- ✓ **Engineering**
- ✓ **Applications software development**
- ✓ **Trainings & workshops**



SMA application laboratory:

Comprehensive approach to customer problems solution

- **Sample microscopy and analysis (LM, SEM, TEM)**
- **Sample preparation and prototyping (FIB/SEM)**
- **Digital image processing / 3D-reconstruction**
- **Scientific / Methodological consulting**
- **Trainings and seminars**
- **Shared equipment resources and lease**
- **Remote access to equipment**



SMA

Applications Lab



SDB system
(Life science)



Confocal LM

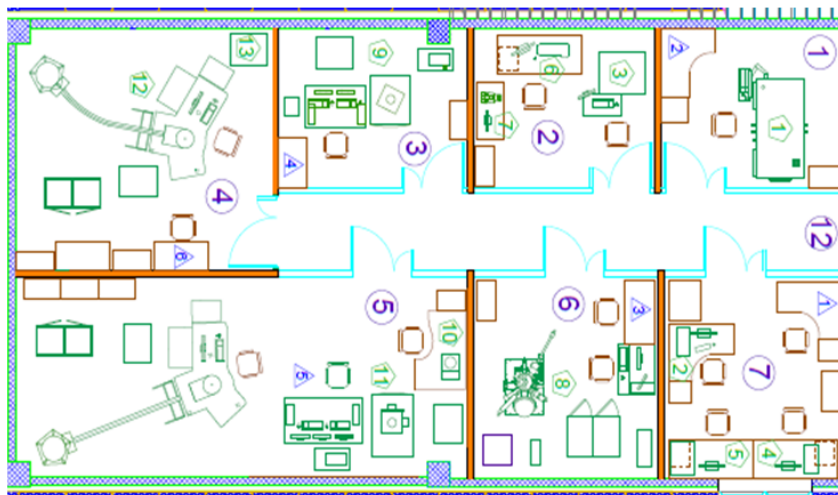
Transmission electron
microscope
(Materials Science)



Transmission electro
microscope
(Life science)




SDB System
(Materials Science)



Particle Analyzer



MicroCT



XPS



XRF



Sample
preparation



Service & maintenance: the territory we cover



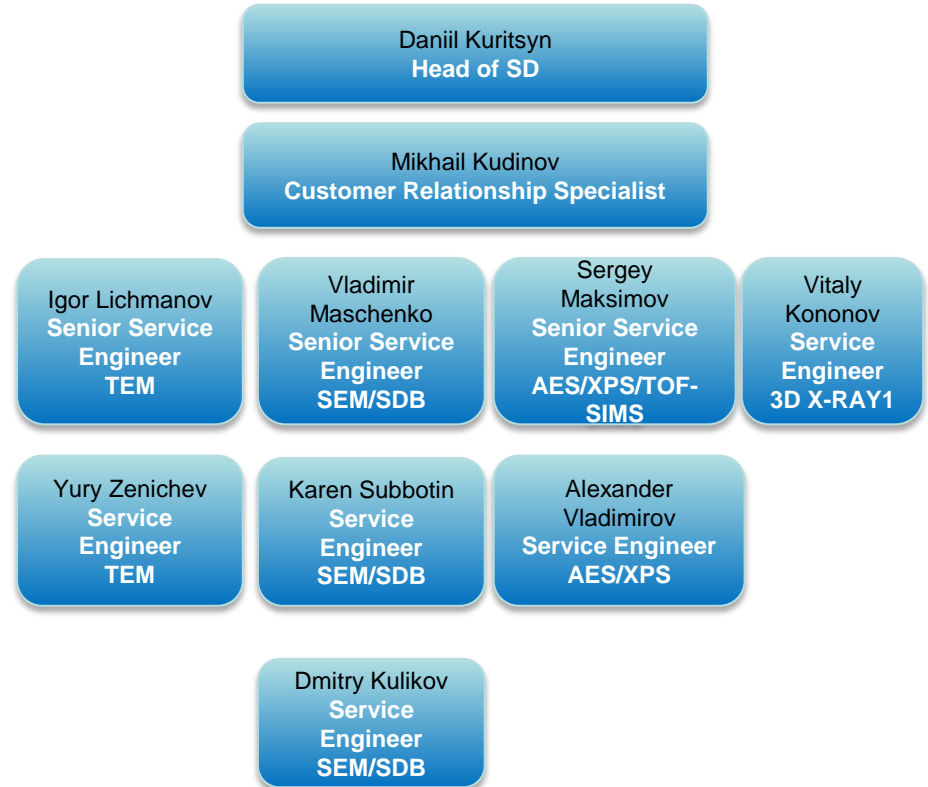
Service & maintenance

Over 150 installed systems in Russia & CIS

- ✓ High-quality service, performed by trained technicians
- ✓ Full site inspection before the instrument installation in accordance with manufacturer requirements
- ✓ Predictable installation time and customer training
- ✓ Maintenance and calibration of instruments after the warranty period
- ✓ Addressing the needs of customer service

SMA strategy is to grow and invest in service on Russian & CIS markets

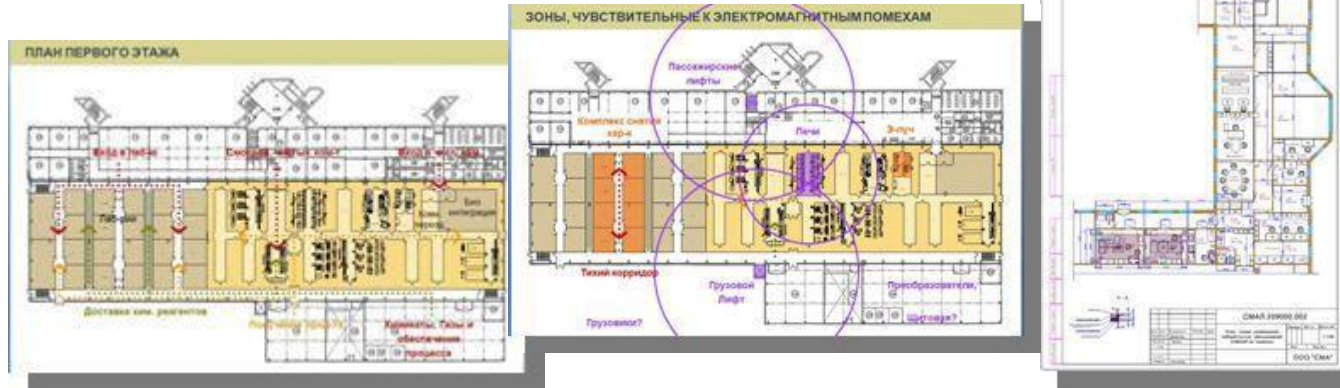
SMA Service Dept. structure



Engineering

We are bridging the gap between science and application of nanotechnology through:

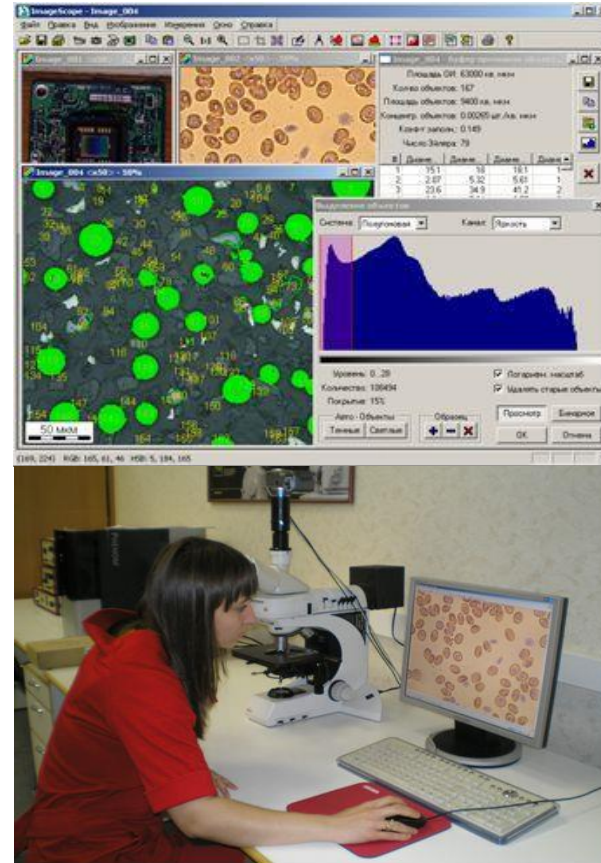
- ✓ Careful examination of the researchers` needs
- ✓ Finding suitable solutions of instrumentation that best matches researcher`s requirements
- ✓ Site surveying, laboratory-layout, setting up laboratories in accordance with technical requirements
- ✓ Safety installation, commissioning and warranty




Applications software development

Image processing software for light and electron microscopy:

- ✓ Microstructure imaging in visible light (reflected, polarized, transmitted, dark/bright field, etc.),
- ✓ Computer-aided measurement and statistical processing of more than 40 morphometric parameters
- ✓ Digital image enhancement
- ✓ Development of custom modules and applications for customer-specific tasks



Training & workshops



- **Basic tools operation training**
- **Laboratory practices**
- **Professional development**
- **Workshops**



OPEN FOR COLLABORATION

Systems for microscopy and analysis

**Building “Ural”, Novaya ul., 100, Skolkovo village,
Moscow, 143025, Russia**

Tel.: +7 495 540 46 17

+7 495 933 43 17

E-mail: microscop@microscop.ru

www.microscop.ru

